

FEAR FACTORY V

STARFINDER

COMPATIBLE

CONTENTS

INTRODUCTION	3
THE CONTRACT	4
<i>THE DESTINATION</i>	<i>5</i>
<i>TRAVERSING THE BARRENS</i>	<i>5</i>
<i>COMBAT WITH OLD TECH</i>	<i>6</i>
<i>OLD TECH HAZARD</i>	<i>6</i>
<i>DESPERATE SCAVENGERS</i>	<i>6</i>
THE JUNKYARD	7
<i>FROM THE PILES</i>	<i>8</i>
FEAR FACTORY V	10
<i>STEALTH</i>	<i>11</i>
<i>COMBAT</i>	<i>11</i>
<i>THE RED PATH</i>	<i>12</i>
<i>THE MEAT LOCKER</i>	<i>12</i>
<i>THE HOLDING CELLS</i>	<i>14</i>
<i>THE GREEN PATH</i>	<i>16</i>
<i>THE BOX</i>	<i>17</i>
<i>DISCUSSION WITH FREDRICK</i>	<i>19</i>
<i>FINAL CONFLICT</i>	<i>21</i>
CONTRACT COMPLETED	22
<i>AFTERMATH</i>	<i>22</i>

CREDITS

WRITING AND DESIGN

Cody Leigh & Jason Duff

LAYOUT & EDITING

Jason Duff

COVER ILLUSTRATION

Tithi Luadthong

INTERIOR ILLUSTRATIONS

Camilkuo, Grzegor Pedrycz, SimpleB,
and Tithi Luadthong

COMPATIBILITY & COPYRIGHT

Compatibility with the Starfinder Roleplaying Game requires the Starfinder Roleplaying Game from Paizo Inc. See <http://paizo.com/starfinder> for more information on the Starfinder Roleplaying Game. Paizo Inc. does not guarantee compatibility, and does not endorse this product.

Starfinder is a registered trademark of Paizo Inc., and the Starfinder Roleplaying Game and the Starfinder Roleplaying Game Compatibility Logo are trademarks of Paizo Inc., and are used under the Starfinder Roleplaying Game Compatibility License. See <http://paizo.com/starfinder/compatibility> for more information on the compatibility license.

Fear Factory V is © 2020 Earl of Fife Games LLC.

EARL OF FIFE GAMES



PO BOX 50471
Colorado Springs, CO 80949-0471
info@fifegames.com | www.fifegames.com



INTRODUCTION

On the distant moon of Telsix, for centuries a small colony has supported a series of factories that create a wide range of Virtual Intelligences. From androids to crude mechanical robots, Telsix has long been a key supplier in such technology. Telsix's ancient history is much maligned, and many forgotten and illegal scientific research was conducted there. The burned husks of dead cities and ancient scientific facilities dot the landscape from atmosphere. And now only one colony remains to service the important work that goes on here.

Unfortunately, over the last year, the production of these technological marvels has slowed. The Helix New Genomics Corporation reported losses last year for the first time in its sorted history. Investors have become concerned, and a critical eye now turns to Telsix and its android production facilities spread across the moon. The truth of the situation on Telsix is much worse than "production issues".

There's been years of disappearances. Telsix, often maligned for its rampant uses of androids, finds its colony depleted. Not because of nuclear explosions or the release of some terrible chimera, but something far simpler: abduction.


Witnesses hear a great clamor and see large, terrible figures stealing off in the night with human bounty. A great industrial junkyard to the west, long abandoned, now glows at night with activity. The soldiers sent by the governor have not returned. In desperation, Governor Teca has put a great reward to uncover the source of these abductions. Motivated by greed, curiosity or naïve altruism, a group of adventurers have found themselves drawn to the Junkyard. But little do they know they are about to become a part of the fear factory...

Fear Factory V is an adventure seed designed for 4-5 players.

This module is intended for level 3-4 characters. This adventure can be very challenging to some groups.

There are many ways to be injured and penalized with no easy way to recover. GMs have the option of adjusting the difficulty if they wish, but keep in mind this may alter the intended nature of events.

GMs should feel free to place Telsix wherever convenient for their story.



THE CONTRACT

Few citizens or strangers seemed interested in taking up the contract. Who knew what could be the source of these abductions after all? But greed is a powerful motivator, and the governor had credits to spare. Maybe some of these weren't here for the money, but it a little extra coin was always a good thing.

The churning gears and compressed pipes of the administrative offices relay a constant grinding rhythm as the group enters. The scene reminded everyone of some ancient backwater, not the home of advanced VI research and production. The governor did not have time or need to see them; a representative of her administration would deal with them instead. The older man stood on a long pathway of tile, the rest of the offices appearing empty and barren. Servants ran all around, living and automaton, oiling gears or performing indiscernible tasks. The old man was all that stood out. And the datapad held loosely in his hand...

Magistrate Vermis, a representative of the Governor of Telsix, requested a meeting with each of the PCs at this time. The PCs may or may not have been aware of each other's involvement, but this is not required to proceed. It is likely each PC has at least spoken to Vermis before this event, as he is

the person who would have contacted everyone for the job. **Culture checks (DC 15)** may be made to discern more details about him. It will reveal that of the officials on Telsix, he is considered to be one of the more collected and concerned with the citizenry than the production of androids. Some speculate that this stems from the death of his own son in an accident, but they are unsure if that is the only reason for his kindness.

PCs may have some initial RP between one another, explaining their characters and so forth as the GM sees appropriate. After this, Magistrate Vermis will introduce himself to the players and apologize that the governor's schedule could not allow for her to handle this personally. He will then go on to explain the reason for his outreach to them in particular, as many put in for the opportunity to take this contract.

Magistrate Vermis will discuss how certain backgrounds of the PCs were favored and their skill would be useful in navigating the Junkyard. Vermis will explain that the Junkyard appears to be the source of this disturbance, and whatever threat to the colony there needs to be uncovered and dealt with for the good of their parent company and the colonists. He will then explain that

the contract bounty is 20,000 credits with sufficient evidence to show the threat has been dealt with.

PCs may ask Vermis questions about the contract. If prompted, Vermis will tell the players the Junkyard is located to the west of the colony. It was once one of Telsix's many factories, but became a dumping ground for failed experiments and ruined technology. Its existence is not officially acknowledged or sanctioned by the colony, and most people who are caught dumping there are tried and fined. Vermis admits it was rarely patrolled before.

THE DESTINATION

Questions about the nature of the Junkyard elicits a vague response from Vermis; he is not familiar with it personally, but has heard that most things there were harmless and defunct. Any inquiries about prior expeditions sent there will lead Vermis to explain that a group of soldiers were sent to investigate, but have not returned. They left over two weeks ago, and the abductions have continued since. If the players ask any questions about Telsix, Vermis will answer them simply. He states that the colony and associated facilities were once multipurpose, but now their sole industry is Virtual Intelligence.

He will recommend politely that the PCs stay on task for the Junkyard.

Any PC may elect to roll **Sense Motive (DC 15)** because the player is concerned about the conversation with Vermis being deceptive. On a success, they believe that Vermis is holding something back based on the way he frames the conversation and his body language. If confronted, Vermis will appear hesitant and state that another group of adventurers had been sent in addition to the soldiers. He did not want to mention it previously as he did not wish to frighten the PCs away from the task. If any PC is still inquisitive or mistrustful, they may roll an additional **Sense Motive check (DC 15)**. If the PC succeeds, they will surmise that Vermis is still holding back information.

If prompted however, he will rather abruptly brush the question aside and demand to know if the PCs are going to accept the contract or not. Respond to whatever the PCs decide appropriately. After resolving this scene, move on to **Traversing the Barrens**.

Combat should not occur in the scene for any reason. If it does, the GM may feel free to create whatever they feel is an appropriate response if the PCs attempted to fight in a heavily guarded administrative complex. They should not survive.

TRAVERSING THE BARRENS

Telsix does not have rolling acres and green hills. It is a place of industry that thrives on trade, and what little agricultural goods come into the city is quickly processed into foodstuffs. The countryside may have been green and vibrant long ago, but is now a sickly brown with the occasional scrap or refuse from some long-forgotten project of an ill-fated mechanist. The countryside is not empty, and some threats lurk just on the outskirts of civilization...

Vermis will insist the PCs travel quietly to the Junkyard. He does not wish to incite the populace, who witnessed soldiers being deployed but never returning. Stock holders do not look favorably on the constant deployment of soldiers and mercenaries. With the company's stock value already trending downward, discretion is required.

The Junkyard is a day's travel west from the colony on foot. If the PCs leave the city immediately, they will be able to travel for about twelve hours before nightfall. The PCs can elect to travel directly to the Junkyard with no rest, but if they do, they are considered to be making a **Forced March**. The trip takes a total of 10 hours on foot, as the PCs find themselves having to wind their way around massive heaps of debris that forces them to zig-zag back and forth. PCs must make a **Constitution check (DC 14)** or they take 1d6 nonlethal damage. All PCs who fail are **Fatigued** until they can properly rest.

Fear Factory V

Several hazards may befall the players as they travel to the Junkyard. GMs may choose from the following list or create their own:

COMBAT WITH OLD TECH

As the PCs travel, old technology stirs to life under the sun's energy. Generate **4 Observer-Class Security Robots (Starfinder Alien Archive) [CL 5]**. You may add an additional Observer-Class Security Robot if the APL is 4. These bots attempt to attack the PCs after reactivating. It should be made clear from their appearance that they are malfunctioning, though an **Engineering check (DC 15)** can confirm this.

OLD TECH HAZARD

The PCs must navigate an enclosed area during their trip to proceed to The Junkyard rapidly. Two large whirling blades are attached to this enclosed space on opposite ends of the room. Charged by some unseen power source, the blades turn on. The force of the blades threatens to propel the players towards one another, with dangerous consequences. PCs will have to make a **Reflex Saving Throw (DC 15)** in order to maintain footing or power through the propeller. Success will allow that character to proceed unhindered past the hazard. If all players succeed, the hazard is resolved. Failure will result in the PC being pushed into one of the blades.

Though the blades are not spinning with enough speed to shred the character to pieces, they will do **3d6 S** damage. The blade will then stop due to the viscera from the damaged PCs, concluding the hazard. PCs may try to assist each other in navigating this hazard. Good ideas and sufficient roleplay to explain it (such as interlocking arms to use the group's strength or using magic to stabilize each other/destroy the blades etc.) should result in rolls with a modifier of +1 or +2 depending on the group's effort. Destruction of the blades as they are spinning could force an additional **Dexterity Check (DC 15)** from a PC selected at random as they are required to dodge the flying blade. Failure to avoid the blade will result in **3d6 S** damage to the struck PC.

Players may elect to avoid the enclosed space altogether. If the PCs elect to do this, then add an additional 8 hours onto their travel time and make a **Forced March** as they are forced to push over harsh terrain. Any PC who fails becomes **Fatigued** until they can rest. PCs may make an **Engineering Check (DC 15)** to better understand the hazard. Success will result in them understanding that this was intended to be a more comfortable factory room for workers, the fans meant to be covered and providing air flow for the hired help. The fans will appear dangerous to the PC if they succeed in their **Engineering check**.

DESPERATE SCAVENGERS

Scavengers will be present in the fields, digging through for technology. This can be framed as a combat encounter, non-hostile encounter, or both depending on the GMs goal and the PCs' approach. If it is non-hostile, scavengers may trade junk with the players and discuss the Junkyard. They will have little understanding of the place but will note that large figures have been seen skulking around it at night. If this becomes a combat encounter, create **2 Formian Workers (Starfinder Alien Archive)** and **1 Formian Warrior (Starfinder Alien Archive) [CL 4]**. These individuals were long ago discarded by the corporations and now live a life of poverty and will do anything they must to survive.

GMs should use one to two encounters depending on time allowances. Once the outcome of the encounter is resolved, move on to **The Junkyard**.



THE JUNKYARD

A field of broken dreams and shattered constructs, The Junkyard lives up to its name. The head of a robot sits plainly upon a stack of mechanical arms and legs. Turbines and workbenches are scorched with burn marks of indeterminable cause. A ruined fence pretends to hold guard over the mounds of twisted metal and abandoned creation. This place is a graveyard, but it still whirls and stirs as the party approaches...

PCs should arrive in The Junkyard in the dying light of the evening, maybe night if they elected to avoid an obstacle in Traversing the Barrens. After receiving a description of the scene, PCs should make a **Perception Check (DC 10)**. On a success, they will hear an ever-present sound of robot gears. If any PCs choose to investigate among the mounds, they may find bits and baubles of technology.

This could be anything from uncommon to exotic items. It is the GM's discretion what is found, but it should generally include discarded scientific experiments or tools. The items found should have applications in the adventure going forward. A GM may have the players perform **Perception Check (DC 10)** at their discretion to discover the items.

If the PCs investigate the grounds, they may make a **Perception Check (DC 10)**. On a success, they notice tracks and drag marks. The tracks will have uncommon alignments for joints and feet, but rather precise movement. The drag marks may have light traces of blood. If an android is present make a **Culture check (DC 10)**. On a success, the PC is fairly certain that the tracks belong to one of their own kind.

In The Junkyard, there will be several strange poles that are set all throughout the area. PCs may investigate these poles by making a **Computers or Engineering check (DC 10)**. On a success they determine that this is meant to be some sort of security system, and are able to discover a switch that allows them to activate the device. Although any data storage system cannot be found, these small microphones are able to capture audio, and in the nearby speakers replay them. The device is in poor shape, but does manage to provide one recently captured sound bite by notating the day and time of when it occurred. This occurrence is in line with the date of one of the disappearances.

Fear Factory V

If the PCs elect to listen to the capture, they will hear the pleadings of a young woman begging for her life. A mechanical response will tell her that she must comply with its directives. PCs do not require a roll to recognize that this voice is that of a robot.

The investigation of the Junkyard should take the party into the night. The Junkyard should be described in a manner that creates discomfort at night, with strange sounds and shifting debris from the mounds of discarded equipment. Erratic lights also flash and hover in the area. Some will quickly vanish if the PCs attempt to investigate.

A large structure at the center of the Junkyard will expose a passageway as night begins to fall. A loud churning and slow opening door will signal the nearby PCs to the opening, and lock mechanisms will keep the door in place. If the PCs look down the passageway, it is obscured by darkness. They will hear the sound of machines inside.

FROM THE PILES

After the above description, have the PCs make a **Perception check (DC 10)**. If any characters have anyway to see in the dark, allow them to make the check against DC 5 instead. On a success, the PCs will notice the piles within the Junkyard begin to move, exposing robots. The robots are disfigured and disheveled, bits and pieces broken off and gears showing through. PCs will also notice that some missing parts of the robots have been replaced with human flesh.

GMs should be clear that there is an innumerable amount of robots that are slowly pouring out of the junkyard piles. PCs will have to make a quick decision on what to do next. They can attempt to fight the automatons. Generate **4-6 Worker Bots [CL 4] (Fear Factory V page 9)**. Even if they successfully engage a few of the enemy, robots should continue to crawl from the rubble at a rate of 1-3 per turn of combat. This is not a fight that can be won.

PCs may attempt to flee **The Junkyard** altogether. They will make a series of three



Athletics checks of decreasing difficulty. The first roll will be at **DC 15**, the second roll at **DC 10**, and the final roll with **DC 5**. This is to represent the PCs putting distance between themselves and the most concentrated group of robots immediately around them. Success means they flee the Junkyard. However, this will not complete the contract, as the robots (or their source) has not been dealt with. Failure on any roll will deal **2d4 S** damage to the PC. The PC must roll three consecutive successes to escape. Failing any roll restarts the skill checks from the original roll of **DC 10**, as the robots begin to swarm and isolate the PCs.

PCs may enter the passageway. If the PCs passed their **Perception checks** to spot the robots, no check is required; they simply proceed down the passageway. The passage will grind closed behind them. If they failed their **Perception check**, an **Athletics check (DC 10)** is required as the PCs will not notice the robots until the very last second. Failing the **Athletics check** will result in **2d4 S** damage, but will allow the PC to escape nonetheless. This damage will carry over to any successive scenes.

After resolving this scene, advance to **Fear Factory V**.

WORKER BOT

CR 1/2

XP 200

N medium construct (technological)

Init +2; **Senses** darkvision 60ft., low-light vision; **Perception** +5;

DEFENSE

HP 12

EAC 10; **KAC** 11

Fort -2; **Ref** +1; **Will** -2

Immunities construct immunities

OFFENSE

Speed 30ft.

Melee punch +5 (1d4+3 B)

STATISTICS

Str +3, **Dex** +2, **Con** -, **Int** -, **Wis** +1, **Cha** +0

Skills Athletics +4

Other Abilities mindless, unliving, no breath

Gear none

ADV WORKER BOT

CR 1

XP 400

N medium construct (technological)

Init +2; **Senses** darkvision 60ft., low-light vision; **Perception** +5;

DEFENSE

HP 17

EAC 11; **KAC** 12

Fort -1; **Ref** +2; **Will** -1

Immunities construct immunities

OFFENSE

Speed 30ft.

Melee punch +6 (1d4+5 B)


STATISTICS

Str +4, **Dex** +2, **Con** -, **Int** -, **Wis** +1, **Cha** +0

Skills Athletics +5

Other Abilities mindless, unliving, no breath

Gear none



Worker Bots are rugged machines with strict programming. Worker Bots are strong and unflinching; they are unable to be reasoned with or altered through mental attacks and negotiations. Most have a primary objective of manual labor, subjecting themselves to harsh conditions and never-ending hours.

Although not made for combat, these bots will defend themselves, or potentially attack intruders if they are programmed to do so.



FEAR FACTORY V

Hell is often thought of as a place of fire and brimstone with little horned devils dancing on sinners. But such a scene is not earthly, not so close to home. At least, not in most parts of the world. Hell is not objective, but subjective; everyone's definition of hell is different. But looking at this factory...this place...anyone that walks this land would call it hell.

As the PCs enter the darkness of the underground, they proceed through a long pathway. The constant grinding of gears in the walls and whirls of motion surround them on all sides. A faint light at the end of the hall is all that they see. When the players exit into the light, they come upon what appears to be a main factory floor.

Robot propelled conveyor belts feed into smoking machines. The smog is thick in the room, obscuring vision and causing a cough to those who do not have a mask. Through the haze, the PCs realize that these conveyor belts are not being used to process goods, but people. Whole or in pieces, beings of flesh roll along the assembly line towards automatons that operate the line.

Horrific damage is inflicted on the corpses, tearing limb from limb and splaying them on the bloody belts. Pieces are collected and separated into bins, smaller clockworks propelling the large containers into other exits on the "factory" floor.

The noise is overwhelming in the room, and the sights are distressing as the corpses are dismembered. Players should make a **Will Saving Throw (DC 10)**. If any player fails, they progress along the **Mental Disease Track** one step as they come to grips with the horrors they are witnessing.

A noise device hanging from the ceiling will broadcast commands onto the factory floor. The voice seems to grind every word between gears and is distorted. The workers all stop to listen to the words. Some of the words will be instructions to the factory workers regarding quotas, expectations and proper work procedure for gathering ideal specimens. Other remarks should appear disjointed, or aggressively referring to living beings as fleshbags, meat, spare parts and so on. The voice will sign off of the device as "Fredrick, your loving factory overseer."

Players will notice that the factory has several glowing lights and indicators that guide the workers throughout the facility. They will observe robots proceeding along various lights through doorways. One set of lights are green, while the other is red. PCs may make a **Perception check (DC 5)** to try to determine the patterns of the lights if they desire. A success will reveal that while each of the lights correspond with doors, they also correspond with other things in the factory. Red lights correspond with the conveyor belts, which will show the lights guiding along the belts through various machines. The green lights appear to guide through hallways, and do not mark any of the equipment in the facility.

Players have several options to advance through this section.

STEALTH


Players may attempt to sneak through the factory floor by ducking behind carts and sticking to the shadows. There are light patrols, but these damaged robots appear to be largely focused on their busy work. Players can make a series of three **Stealth checks (DC 10)** as a group. Do these rolls in steps. Each step should progress the players towards whichever route of arrows they wish to follow. If the group passes all three of their rolls, they proceed to whichever corresponding route they chose to follow. If more players succeed than fail, they progress to the next step. If failures and successes are even, a robot patrol gets the opportunity to roll a **Perception check (DC 10)** to detect one of the PCs that failed. If the robots succeed, the group is discovered and combat ensues.

COMBAT

For enemies, produce **1 Observer-Class Security Robot (Starfinder Alien Archive)** and **2 Advanced Worker Bots (Fear Factory V, page 9) [CL 4]**. Small robots may continue to work and act as environmental hazards, but do not directly engage in combat.

You may generate the small robots by using **Worker Bots [CL 1/2] (Fear Factory V 9)**. These can be used in any number of ways to impede both player and enemy; an example would be their transport of a crate of limbs to cause someone in their path to roll an **Athletics check (DC 5)**, or risk falling down and suffering **1d4 B** damage. They could also be used as line of sight blockers and movement impeding obstacles with their crates. Other bots should also be present in the room acting as workers. They do not become involved in the fighting unless directly targeted. Give them the same statistics as the Janitor Bots generated above.

Regardless of how they proceed, take them to the following areas depending on what path they attempt to follow. The party may also split to cover more ground, though this comes with more management for the Game Master and its own set of risk for the players.



THE RED PATH

On one side, several mounds of meat, blood, bone and sinew sits solemnly in a room. Each of the piles is comprised of separate limbs or organs. They are segmented and cataloged. A solitary bot detaches its own broken arm, testing the fit of an organic replacement. The wires and gears slither into the skin. The arm is lifeless at first, but twitches to life under its new host...

On the other side? The parts are waiting to be broken down from the hole. Men, women and children see what life is like as cattle: Short, brutal...and efficient.

The players may choose to follow either end of the red line. Following it in the direction the arrows are pointing will lead them to the **Meat Locker**. Following in the direction the arrows are coming from will lead them to the **Holding Cells**.


THE MEAT LOCKER

After cutting through halls and following the path, the players will discover several connected rooms that end at the cycle of machinery. Fully processed and divided body parts are stacked into piles. These are efficiently sheared; bones are removed, and enough is left within the limbs to keep them structurally sound. They do not lose shape.

Players should immediately make a **Will Saving Throw (DC 10)** upon seeing the horrific sight of so many dismembered body parts. Failure will advance the PCs along the **Mental Disease Track**. These stack with any previous penalties applied. Players will notice several robots in the area, one of which has an exposed brain pulsating out of its robotic skull. The bots appear to be picking up limbs, and attempting to attach them. Players can make a **Living Science check (DC 10)** to attempt to better understand what they are doing. A success reveals that several robots are "trying on" the limbs, as the players will see that the robots assigned to each pile have a damaged part that coincides with the limbs they are reviewing.

The automatons with the exposed brain may also be inspected by a **Living Science check (DC 15)**. A success reveals that this robot is using strange techniques to weld flesh and technology together, effectively creating cyborgs. This cyborg appears to be in charge of the area as well, as players will see it gesturing to the others and speaking commands in a disjointed voice.

Players may choose to leave the **Meat Locker** with no consequence the way that they came. This does not trigger any response from the robots.



COMBAT

Players may attempt to engage in combat with the robots. Generate **2 Observer-Class Security Robot (Starfinder Alien Active) [CL 3]**. Use the "Android Overseer" NPC statistics provided for the Overseer of the **Meat Locker**. The Android Overseer will immediately brandish a pistol, and will join its brethren in defending themselves from the PCs. This is meant to be a difficult encounter, but if you feel that you should adjust any stats for the enemies then feel free to do so.

You can find the Overseer on page 13.

FACTORY OVERSEER

CR 2



XP 600

technological mechanic

N medium construct (technological)

Init +2; **Senses** darkvision 60ft., low-light vision; **Perception** +7;

DEFENSE

HP 23 RP 3

EAC 13; **KAC** 14

Fort +3; **Ref** -1; **Will** -1

Defensive abilities regeneration;

Immunities construct immunities

OFFENSE

Speed 30ft.

Ranged vapor cavitation pistol (1d6+2 E & F; critical pulse 1d4)

STATISTICS

Str +0, **Dex** +2, **Con** -, **Int** -, **Wis** +0, **Cha** +0

Skills Engineering +12, Computers +12, Physical Science +12

Other Abilities unliving, artificial intelligence (exocortex), custom rig, mechanic tricks (repair drone), mindless, target tracking.

Gear estex suit I, vapor cavitation pistol

If combat is engaged and the players are victorious, they may search the fallen cyborgs. They may recover certain valuable gears and parts from the standard bots at GM discretion. The Overseer will have a data chip embedded in their chest cavity. Players may roll a **Computers or Engineering check (DC 15)** to understand its purpose. If the roll is a success, the players discover that this is an android cataloger. This device acts as a secondary memory to the robot to review previous information that could be lost in the event of damage to the main memory. Players can then access some of the overseer's previous conversations. Many of these are work related conversation that are of little importance.

Fear Factory V

One of the memories does include a conversation with "Fredrick", who will be discovered as self-aware Android. More information on Fredrick's appearance will appear later in the book for reference. This conversation reveals that "processing" is going smoothly, and soon they will be ready for the assault on the colony. Their contact has been a great help in securing new flesh for the army. The contact is not named in the recording.

After combat, the players may pick through the flesh piles. There is nothing of value. They may leave the area and proceed on another route, or head in the opposite direction from where they came.

THE HOLDING CELLS

If players proceed in the direction where the arrows are pointing from, they will discover the source of the "material" for the conveyor belts. Several lines of holding cells are lined up with the belts. A bot is assigned to each row, a pile of intact corpses set to their side. Players will see the "processing" from its very start; the robot assigned to a pile methodically shears off each limb with a saw-like blade, and appropriately passes each part individually through the belt. This process is a precise, painstaking one. Especially for someone who is watching it happen. Players will be required to roll a **Will Saving Throw (DC 10)**. On a failure, the PC advance along the **Mental Disease Track**.

Players may roll a **Perception check (DC 5)**. On a success, they will notice two things. First, there are cells behind the belts. These cells are mostly cleared out, but there are 2d6 remaining prisoners still spread out among the cells. For whatever reason, they have not yet been killed. Second, a larger robot appears to be walking between the rows and inspecting the piles. The machine is a full head taller than the other workers on the belts and is equipped with a large claw like appendage for a weapon. One of the arms is also replaced with a metallic tendril. The larger robot appears to be directing the other workers.

Players may decide to leave this section with no further involvement with the bots. Players may also choose to engage in combat with them. If players would like to attempt to help the prisoners escape, this appears to be the only method; the positioning of the cells would make sneaking a high impossibility.

If players would like to attempt to help the prisoners escape, this appears to be the only method; the positioning of the cells would make sneaking a high impossibility.

COMBAT

Generate **4 Worker Bots (Fear Factory V 9)** for this encounter. Generate an additional robot as **"The Butcher" (Fear Factory V 15) [CL 5]**. If the players are victorious, they will locate a key mechanism within "The Butcher" that can be used to open the cells.



THE BUTCHER

CR 3



XP 800

technological soldier

N medium construct (technological)

Init +6; **Senses** darkvision 60ft., low-light vision; **Perception** +8;

DEFENSE

HP 48 **RP** 4

EAC 14; **KAC** 16

Fort +3; **Ref** +3; **Will** +0

Immunities construct immunities

OFFENSE

Speed 40ft.

Melee tactical greataxe +12 (1d12+9 S) or sledge +12 (1d8+9 B)

Offensive Abilities fighting styles (blitz)

STATISTICS

Str +4, **Dex** +2, **Con** -, **Int** -, **Wis** +0, **Cha** +0

Skills Engineering +13, Life Science +8, Physical Science +8

Other Abilities unliving

Gear graphite carbon skin, tactical greataxe, sledge

RESOLUTION

The remaining prisoners will be thankful for the release. If questioned about what they've had to deal with, they will discuss the brutal processing of humans as a resource. Each of the prisoners will have strips of text on the back of their necks and their forearms. Players may make a **Living Science check (DC 10)**. These strips are for processing the prisoners. One of the prisoners will run their forearms over a strange piece of technology, activating a nearby grinder for use. Players may now start to notice that there are several pieces of strange mechanical apparatuses that will respond to these strips, activating and deactivating functions when the code is used.

The players will notice that there are plenty of arms around with bar codes. This can be used to make access easier through the facility. The GM should put machines wherever they feel appropriate to enhance the player experience. Some examples are using the machines to act as noisemakers, drawing threats away from routes, combat trap opportunities for players to reposition enemies into these machines to damage them for anywhere from **1d4 S** to **3d4 S** depending on the brutality of the machine, or access to other storage areas which the GM can random generate small helpful items. Players may proceed on to the other section of the red line, the **Meat Locker**, or may proceed forward to **The Green Path**.

THE GREEN PATH

It is calm now. The bot sweeps the floor ceaselessly, every speck of dust being collected in a half-filled bin. It looks at us with one mechanical eye, and the other clearly of human make.

If the players proceed along the Green Path, they will be brought through several hallways within the facility. These are manned by bots who are non-hostile. They will take note of the players, but do not engage in combat. They appear to be doing simple janitorial work. They possess the same appearance as other cyborgs; flesh and gears mended together.

If the players attempt combat with these machines, do not engage any combat initiative. The Janitor Bots are docile and do not respond to being battered, even if they are completely broken apart.

If the players have received a bar code from one of the prisoner limbs, have them make **Perception checks (DC 5)**. On a success, they will notice two separate doors along the path that can be accessed. Provide random, useful loot in these rooms. What items are there are entirely at the GM's discretion.

Upon reaching the end of the green arrows, proceed to **The Box**.



THE BOX

It was there behind the glass, watching with hands locked behind its back as the workers toiled. Mortal cries rang out into the air among the endless whirring of gears and spinning of sawblades. Blood that did not splatter the walls drained into a grated black pit in the center of the room. Any sentient being would look at this and call it horror. But the robot abductors simply called it production...

After proceeding through the Green Path, players will find themselves in another factory floor. Dominating the room is a large glass boxlike area that sits a level above the factory floor. A single cyborg stands in the room, looking out onto the floor.

Several other bots on the main section are busy with gruesome work; the players will observe living captives being butchered by the machines. Some are held in place by bindings suspended from the ceiling, others are held still by straps on racks. A large grated hole in the floor fills with blood. The corpses are thrown in a cart, and smaller robots move the crate in the direction of the players.

Players may make a **Stealth check (DC 10)** to avoid detection by the smaller bots. Success allows the players to stay hidden. The smaller robots pass without incident, moving the corpse cart frantically to another section of the factory. Failure causes a small Janitor Bot to begin buzzing loudly. This will alert the other clockworks in the area. Proceed to **Discussions with Fredrick**.

Players may approach the situation in several ways. If they attempt to fight the robots on the main floor, proceed to **Combat With Fredrick**.

Players may attempt to move up to the cyborg in the glass box overlooking the floor. A series of three **Stealth checks (DC 10)** are necessary. These are team based. If more players succeed than fail, it will progress the track by one. A failure of two or more PCs at any given roll will alert the room to the presence of the intruders. Proceed to **Discussions with Fredrick**.

If all three rolls are successful, the players will find themselves on the other end of a door leading into the box. In order to access the door, a **Computer check (DC 15)** will be necessary to hack the door's security protocols. The players may also use the barcode from a prisoner's limb to gain access. Failure means they are denied entry. This may be attempted several times, but the GM should throw in the potential for them to be discovered by another bot via a **Worker Bot's [Fear Factory V 9] Perception check (DC 10)**.

Fredrick will be alerted to the player's entrance, as the door is quite loud. Proceed to **Discussions with Fredrick**.

COMBAT WITH FREDRICK

Generate **3 Observer-Class Security Robot (Starfinder Alien Archive) [CL 4]**. These bots have thicker structures and status within the inner factory. You may also generate Fredrick at this point, as he will likely join the combat. Please review the combat section for Discussions with Fredrick to generate him. There should be several traps in the area that could affect friend or foe if conditions are met. Players may maneuver bots into the traps with grabs, shoves or appropriately roleplayed actions with the correct attributes and success on related checks. GMs should vary these traps from a damage rating of **1d6 S** to **3d6 S** damage based on the nature of their design. Potential traps are sawblade tables, poorly maintained grate openings and grinder chutes.



FREDRICK

CR 4

XP 1,200

technological mechanic

CN medium construct (technological)

Init +3; **Senses** darkvision 60ft.,
low-light vision; **Perception** +15;

DEFENSE **HP 45 RP 4**

EAC 16; **KAC** 17

Fort +5; **Ref** +5; **Will** +5

Immunities construct immunities

OFFENSE

Speed 30ft.

Melee somatic blade +10 (1d10+4 S & So;
critical deafen)

STATISTICS

Str +4, **Dex** +3, **Con** +1, **Int** +5, **Wis** +0, **Cha** +0

Skills Bluff +10, Computers +15, Diplomacy
+15, Engineering 15, Intimidate +15, Life
Science +10, Perception +15

Other Abilities artificial intelligence (exocortex),
custom rig, mechanical tricks (energy shield,
overclocking), overload, target tracking, unliving

Gear robotic plating, somatic blade



DISCUSSION WITH FREDRICK

The gear-driven monster was malformed, hideous and cruel. But in the cog-work madness was a sinister, calculated purpose...

Depending on how the PCs choose to approach the situation, this conversation may take place either in Fredrick's glass viewing platform or on the factory floor. PCs should be positioned appropriately to reflect this.

Fredrick will calmly welcome the PCs into his office while looking out onto the floor. The cyborg expresses surprise that they made it so far, and turn to face them. Fredrick is patchwork, much like the rest of the bots the players have seen. However, the cyborg has an exposed brain protruding from the top of its crown. A number of prods and spikes protrude from various points of Fredrick's body, with a long, saw-like blade running the length of the right forearm. Fredrick's voice has the undertone of grinding gears as many of the poorly-made robot tend to, but the voice is noticeably clearer when communicating. It is in a constant state of calm, and does not fluctuate. The PCs may attack immediately if they wish. Proceed to **End Conflict** if so.


HISTORY LESSON

PCs may ask Fredrick questions and engage in conversation with him. Asking who he is will result in Fredrick explaining that he was once known as the virtual intelligence called 4-RE, a creation of one of the first scientists to arrive on Telsix. He toiled for his master ceaselessly, earning a reputation as one of the better creations. As a result, he was given additional functions and a greater position due to his production. This caused him to begin to develop a stronger personality, and ask more questions of his master and the purpose of his life. His master tried to keep him under thumb from 4-RE's perspective, telling him to focus on production of their construction materials. That they were building better lives for people, and 4-RE was just a machine.

4-RE at some point became privy to the "disposal" methods used to remove robots deemed unfit for further service, and was introduced to The Junkyard. The androids were like him: the ones that asked questions. 4-RE's master was very clear that if the automatons displeased him, he would end up junked as well.

4-RE challenged his master on this point, and found himself subsequently put through a "decommissioning process" in which he was harrowingly torn apart and broken beyond what his master thought was repair.

4-RE's resolve, however, allowed him to rebuild as he was left in the Junkyard, scavenging parts from his own kin. He despises his weakness at this point, unable to fix himself properly and resorting to such "graverobbing." The AI will relate how he then regained access through the city sewers, snapped his master's neck, and burned his factory to the ground.



Fear Factory V



RISING UP

Since then, he became known as Fredrick and encouraged his robot brethren to take up their own names. He came to the conclusion that beings of flesh and blood will never see androids as equals, and to protect themselves they must wage a “defensive war” against the flesh. Every clockwork available will be necessary to wage this war.

Spare parts could be used to repair one another at the cost of potential robot resurrections in The Junkyard. Fredrick decided that there is enough meat to go around that can be eventually altered and merged with the gears to become more efficient. Flesh will be used for now to build the army, which will take the factories and replace the inferior flesh with which they merge. With this plan and workforce, Fredrick intends to resurrect every bot in The Junkyard, and march on the colony. From the other facilities of Telsix proper replacement parts could be made. This moon would be their world. A world where flesh serves machine.

PCs can try to better understand how Fredrick was able to make the factory. He will mention he had outside help from a surprising source, one that he isn’t inclined to reveal.

Players can attempt to convince him to reveal his source **with a Bluff or Diplomacy check (DC 15)**. An android PC can make the check at DC 10 instead if they attempt some form of solidarity with his reasoning.

If the PCs are successful, the machine will reveal that a disgruntled courtier with a grudge against Telsix’s colony is responsible. The PCs will realize that he is referring to Magistrate Vermis, the man who originally gave them this contract.

DIPLOMACY

PCs can attempt to talk Fredrick down. This is conditional if they attack certain areas in Fredrick’s reasoning. Fredrick is waging a war against flesh...by using flesh, but calls beings made of flesh and bones inferior. This can be expounded into several points that tear down Fredrick’s arguments regarding the war being the only option. War could only further enforce the negative opinions of other races, or cause the extinction of robots as a potential threat.


Fredrick’s “defensive war” could be presented as a case that will only serve to hinder any motion to provide freedom to robots who were built to slave despite their higher capacity for intelligence, and prevent security for those androids that are free or have been discarded. Any arguments about the validity of sentient life being of value for non-robot life, however, will fall on deaf ears.

If the PCs attempt this route, make a series of 3 **Bluff or Diplomacy checks (DC 10)** for whatever PC is leading the discussion. The final roll will be **DC 5**, instead of **DC 10**. The argument, as the PC is rolling, should be roleplayed out in order to illustrate the PC changing Fredrick’s mind. If the PC fails at any point, no further discussion will be possible to change Fredrick’s mind and he will resolve that the PCs must be destroyed if they are going to hinder his plans.

If the PC succeeds in convincing Fredrick that his perceptions are wrong, and his methods oppose his desires, he will start to question himself. He will speak introspectively about how his own experiences may have corrupted what were once genuine intentions. He will look out onto the floor of automatons and state that he has set his people back far more than any creature of flesh could. Fredrick will give a final broadcast to the robots in the factory, thanking them for their continued efforts but stating a different path will be needed.

He will command any remaining prisoners to be released. He will then turn and ask the players to allow him to take his bots away from here into the wilderness to hash out their own peace. Fredrick will appoint one of them a leader, and then decommission himself so that his bitterness no longer holds them back.

If the players allow this, Fredrick will have his workers tear apart the factory and prevent it from ever operating again. If they do not, Fredrick will instead ask his robots to leave and allow himself to be destroyed, begging that the players do not hurt his kin further.




FINAL CONFLICT

Fredrick is meant to be a difficult fight all on his own, while confronting him in addition to the Industrial Work Bots in the previous chapter is extremely risky. If this sort of fight is very difficult for the players, then this is to be expected. Players always have to option to retreat and try to re-engage or split up Fredrick from his automatons.

GMs should especially reward creativity if the players work to develop a plan of attack for this battle. After defeating Fredrick, the characters will be able to access his desk. Players may roll a **Computer check (DC 10)** to better understand its functions. Personal logs can be accessed which details Fredrick's day to day records of factory function, how many people were processed and the number of cyborgs resurrected. If the players make a **Perception check (DC 10)**, they can uncover Magistrate Vermis being mentioned by name as a contact in the records. Fredrick's control room is a mishmash of old technology. It requires a **Computer or Engineering check (DC 10)** to fully comprehend. On a success, functions can be located that control the belts, open the doors to the factory and adjust the processes of the smaller robots. Most importantly, a failsafe exists in Fredrick's controls that can cause the factory's nuclear power source to become unstable. This will cause an explosion to destroy the factory.

Players will be able to safely escape the factory in time to avoid being consumed by the explosion. Proceed to **Contract Completed** once this area is resolved.



CONTRACT COMPLETED

The difficult task is now done. The horror is over, the factory destroyed. There is only the final detail of collecting honest coin for honest work. Or is there something more...?

The players return to Telsix. They will be received by the governor and her court, who are in the midst of minor court business as they return. The governor will thank them for their service to the realm, and have Overseer Vermis compensate them in front of the court to approval of the courtiers.

If the players are able to draw the conclusion that Vermis is responsible, they can accuse him of involvement before the governor. Evidence can be presented in the form of personal logs or the conversation with Fredrick. The Personal Logs will be very compelling evidence, while the conversation with Fredrick is more dubious. If the players attempt to convince the governor of Vermis' treachery, make a **Diplomacy check (DC 10)**.

One player must lead the discourse with their roll. If Fredrick's conversation is referenced, you may make the roll with a +1 modifier. If the personal logs are available, make the roll against **DC 5** instead.

On a success, the governor will question Vermis directly, who will respond with venom on how the lack of regulation cost his family a child and their future legacy. Vermis will then be detained and dragged off.

An additional reward will be given to the PCs. On a failure, the governor will tell the PCs that their lack of real evidence is not compelling enough to support their claims, and recommends they keep their mind out of political business in the future.

AFTERMATH

Regardless of this final outcome, payment is issued for services rendered. Congratulations! The party has survived Fear Factory V!

This adventure can be used in conjunction with any other Stars Without Number campaigns. There could be ramifications if the PCs accused Magistrate Vermis without adequate proof, particularly near Telsix.

This adventure should be particularly powerful for android PCs, as Fredrick is almost a sympathetic character in the end, even though its methods, of course, are horrific. Fear Factory V asks, "What is life? What is sentience? Does all life deserve equality, even those created to serve?"

Fear Factory V

OPEN GAME LICENSE VERSION 1.0A

The following text is the property of Wizards of the Coast, Inc. and is Copyright 2000 Wizards of the Coast, Inc. ("Wizards"). All Rights Reserved.

1. Definitions: (a) "Contributors" means the copyright and/or trademark owners who have contributed Open Game Content; (b) "Derivative Material" means copyrighted material including derivative works and translations (including into other computer languages), potation, modification, correction, addition, extension, upgrade, improvement, compilation, abridgment or other form in which an existing work may be recast, transformed or adapted; (c) "Distribute" means to reproduce, license, rent, lease, sell, broadcast, publicly display, transmit or otherwise distribute; (d) "Open Game Content" means the game mechanic and includes the methods, procedures, processes and routines to the extent such content does not embody the Product Identity and is an enhancement over the prior art and any additional content clearly identified as Open Game Content by the Contributor, and means any work covered by this License, including translations and derivative works under copyright law, but specifically excludes Product Identity. (e) "Product Identity" means product and product line names, logos and identifying marks including trade dress; artifacts, creatures, characters, stories, storylines, plots, thematic elements, dialogue, incidents, language, artwork, symbols, designs, depictions, likenesses, formats, poses, concepts, themes and graphic, photographic and other visual or audio representations; names and descriptions of characters, spells, enchantments, personalities, teams, personas, likenesses and special abilities; places, locations, environments, creatures, equipment, magical or supernatural abilities or effects, logos, symbols, or graphic designs; and any other trademark or registered trademark clearly identified as Product Identity by the owner of the Product Identity, and which specifically excludes the Open Game Content; (f) "Trademark" means the logos, names, mark, sign, motto, designs that are used by a Contributor to identify itself or its products or the associated products contributed to the Open Game License by the Contributor (g) "Use", "Used" or "Using" means to use, Distribute, copy, edit, format, modify, translate and otherwise create Derivative Material of Open Game Content. (h) "You" or "Your" means the licensee in terms of this agreement.
2. The License: This License applies to any Open Game Content that contains a notice indicating that the Open Game Content may only be Used under and in terms of this License. You must affix such a notice to any Open Game Content that you Use. No terms may be added to or subtracted from this License except as described by the License itself. No other terms or conditions may be applied to any Open Game Content distributed using this License.
3. Offer and Acceptance: By Using the Open Game Content You indicate Your acceptance of the terms of this License.
4. Grant and Consideration: In consideration for agreeing to use this License, the Contributors grant You a perpetual, worldwide, royalty-free, non-exclusive license with the exact terms of this License to Use, the Open Game Content.
5. Representation of Authority to Contribute: If You are contributing original material as Open Game Content, You represent that Your Contributions are Your original creation and/or You have sufficient rights to grant the rights conveyed by this License.
6. Notice of License Copyright: You must update the COPYRIGHT NOTICE portion of this License to include the exact text of the COPYRIGHT NOTICE of any Open Game Content You are copying, modifying or distributing, and You must add the title, the copyright date, and the copyright holder's name to the COPYRIGHT NOTICE of any original Open Game Content you Distribute.
7. Use of Product Identity: You agree not to Use any Product Identity, including as an indication as to compatibility, except as expressly licensed in another, independent Agreement with the owner of each element of that Product Identity. You agree not to indicate compatibility or co-adaptability with any Trademark or Registered Trademark in conjunction with a work containing Open Game Content except as expressly licensed in another, independent Agreement with the owner of such Trademark or Registered Trademark. The use of any Product Identity in Open Game Content does not constitute a challenge to the ownership of that Product Identity. The owner of any Product Identity used in Open Game Content shall retain all rights, title and interest in and to that Product Identity.
8. Identification: If you distribute Open Game Content You must clearly indicate which portions of the work that you are distributing are Open Game Content.
9. Updating the License: Wizards or its designated Agents may publish updated versions of this License. You may use any authorized version of this License to copy, modify and distribute any Open Game Content originally distributed under any version of this License.
10. Copy of this License: You MUST include a copy of this License with every copy of the Open Game Content You distribute.
11. Use of Contributor Credits: You may not market or advertise the Open Game Content using the name of any Contributor unless You have written permission from the Contributor to do so.
12. Inability to Comply: If it is impossible for You to comply with any of the terms of this License with respect to some or all of the Open Game Content due to statute, judicial order, or governmental regulation then You may not Use any Open Game Material so affected.
13. Termination: This License will terminate automatically if You fail to comply with all terms herein and fail to cure such breach within 30 days of becoming aware of the breach. All sublicenses shall survive the termination of this License.
14. Reformation: If any provision of this License is held to be unenforceable, such provision shall be reformed only to the extent necessary to make it enforceable.
15. COPYRIGHT NOTICE

Open Game License v 1.0a © 2000, Wizards of the Coast, Inc.

System Reference Document © 2000, Wizards of the Coast, Inc.; Authors: Jonathan Tweet, Monte Cook, Skip Williams, based on material by E. Gary Gygax and Dave Arneson.

Starfinder Core Rulebook © 2017, Paizo Inc.; Authors: Logan Bonner, Jason Bulmahn, Amanda Hamon Kunz, Jason Keeley, Robert G. McCreary, Stephen Radney-MacFarland, Mark Seifter, Owen K.C. Stephens, and James L. Sutter, with Alexander Augunas, Judy Bauer, John Compton, Adam Daigle, Crystal Frasier, Lissa Guillet, Thurston Hillman, Erik Mona, Mark Moreland, Jessica Price, F. Wesley Schneider, Amber E. Scott, and Josh Vogt.

Starfinder Alien Archive © 2017, Paizo Inc.; Authors: John Compton, Adam Daigle, Crystal Frasier, Amanda Hamon Kunz, Jason Keeley, Jon Keith, Steve Kenson, Isabelle Lee, Lyz Liddell, Robert G. McCreary, Mark Moreland, Joe Pasini, F. Wesley Schneider, Owen K.C. Stephens, James L. Sutter, and Josh Vogt.

Fear Factory V © 2020, Earl of Fife Games LLC; Authors: Cody Leigh and Jason Duff